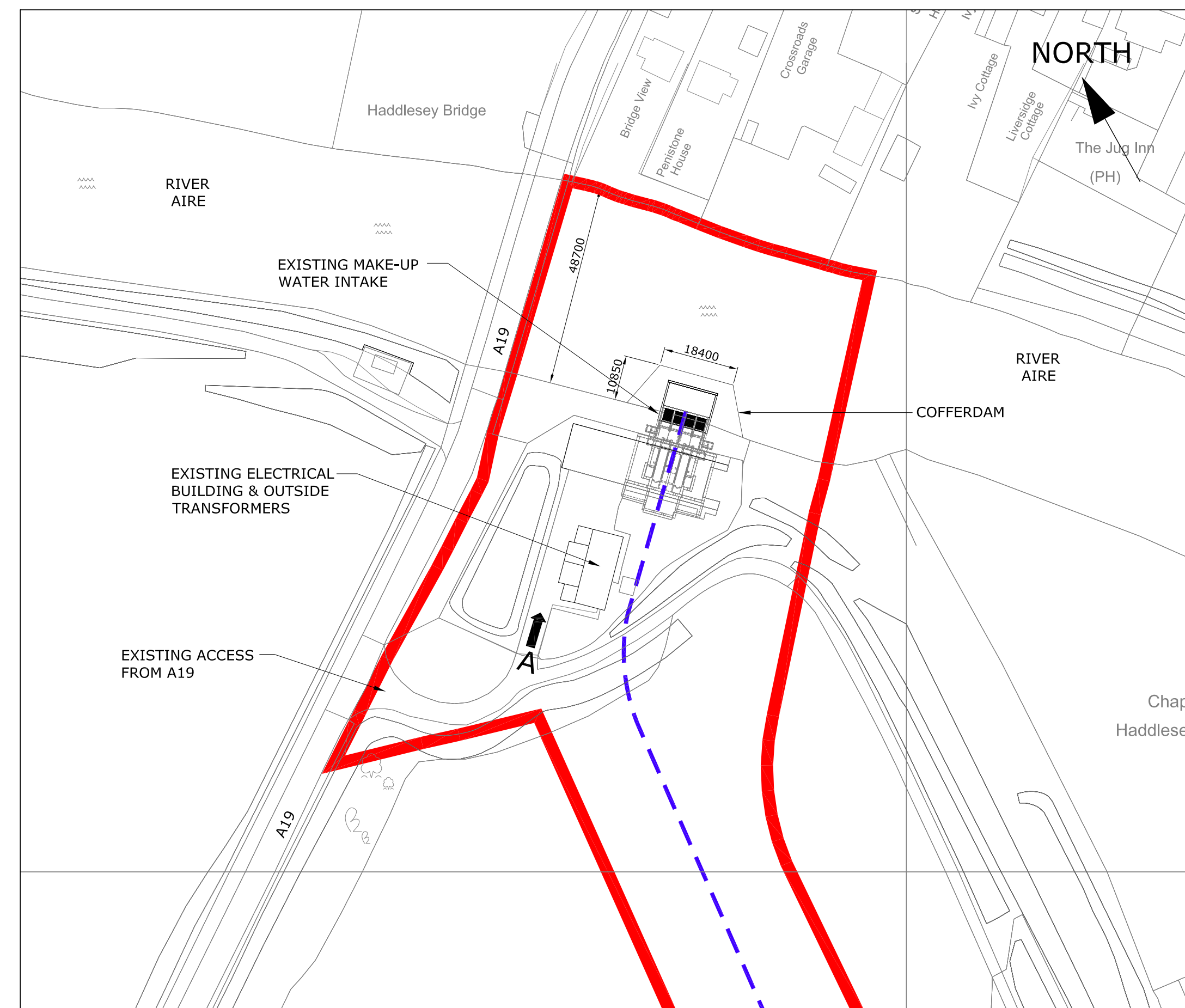


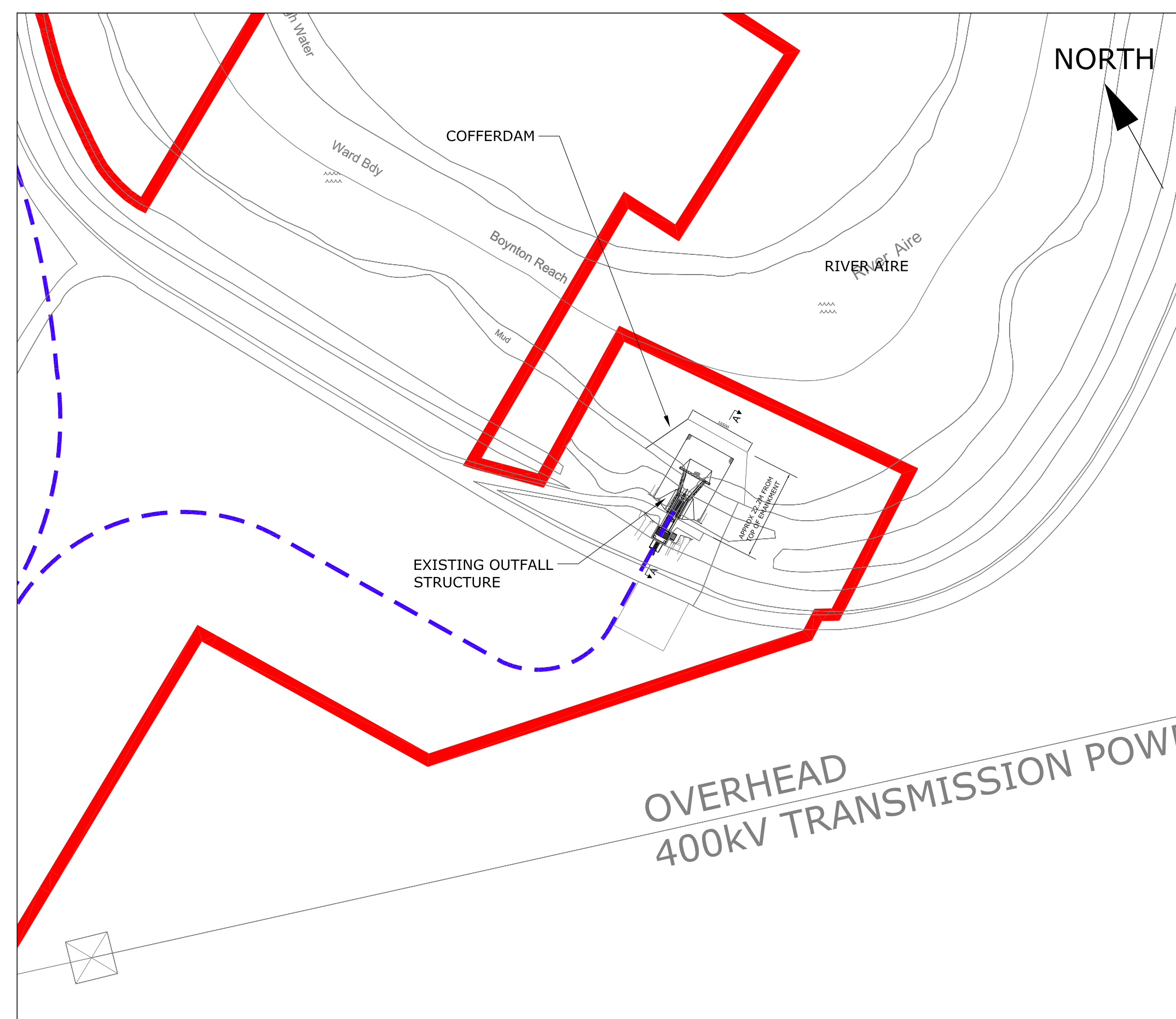
SHEET 1 of 3 OVERVIEW OF WATER PIPELINE ROUTES

SCALE IN METRES



SHEET 2 of 3 INTAKE PLAN & VIEWS

SCALE IN METRES



SHEET 3 of 3 OUTFALL PLAN & SECTION

SCALE IN METRES

ALL INFORMATION ON THIS DRAWING IS INDICATIVE ONLY, AND MAY BE SUBJECT TO FURTHER DESIGN DEVELOPMENT.

DO NOT SCALE

KEY

- THE ORDER LIMITS
- - - INDICATIVE WATER PIPELINES

THE EGGBOROUGH POWER CCGT (GENERATING STATION) ORDER
 INFRASTRUCTURE PLANNING
 (APPLICATIONS: PRESCRIBED FORMS AND PROCEDURE)
 REGULATIONS 2009 - REGULATION 5(2)(o)

R1	PRELIMINARY	AO	BC	18.05.17
REV.	DETAILS OF REVISION	DRAWN	CHKD	DATE



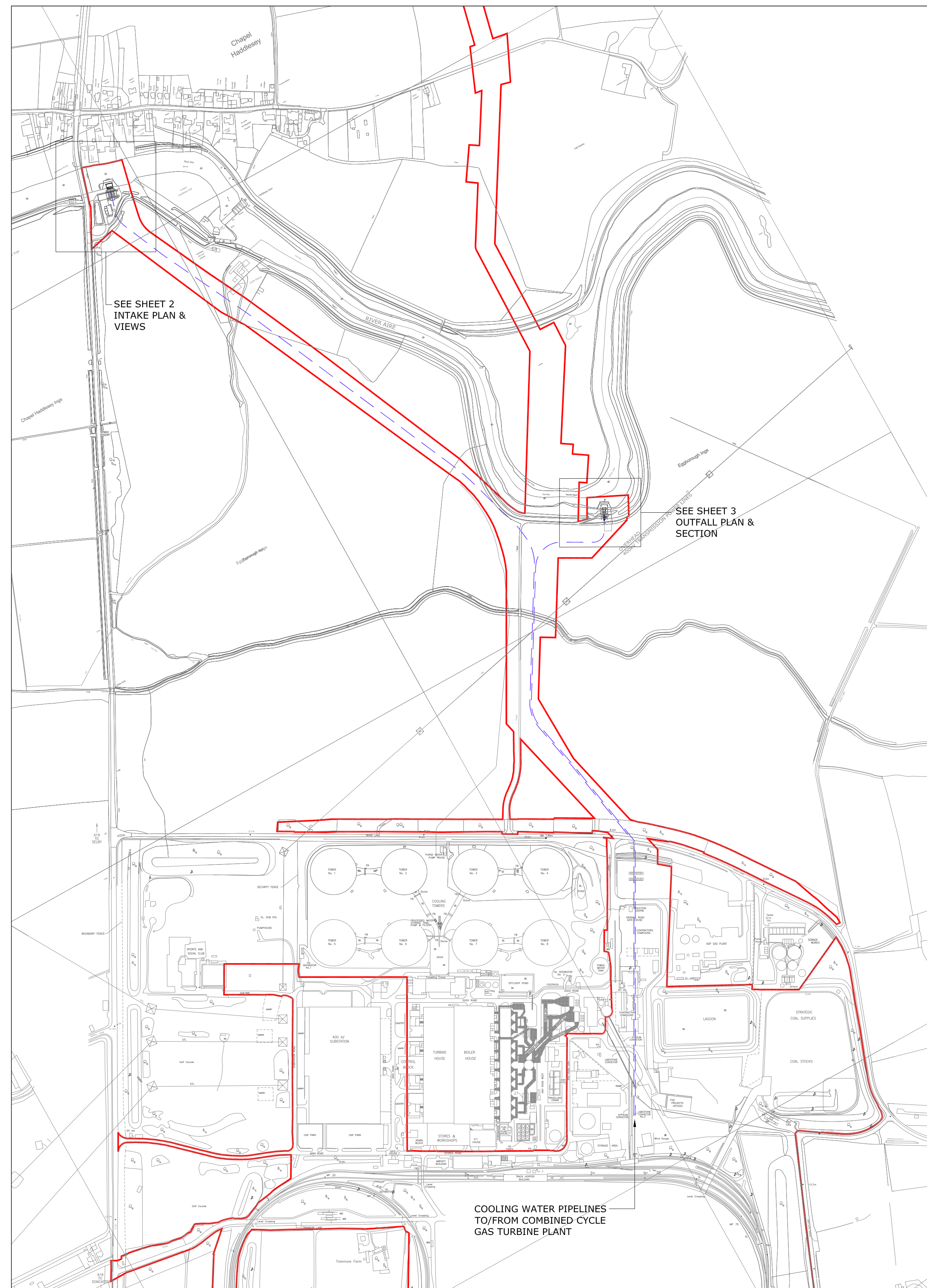
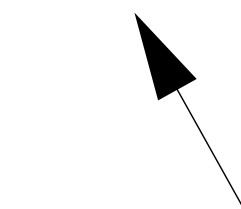
FICHTNER
 CONSULTING ENGINEERS LIMITED
 Kingsgate, Wellington Road North,
 Stockport, Cheshire, SK4 1LW, UK
 Tel: 0161 476 0032
 Website: www.fichtner.co.uk

CLIENT: EGGBOROUGH POWER LIMITED
 SITE: EGGBOROUGH
 PROJECT: EGGBOROUGH DCO FOR CCGT PLANT
 TITLE: APPLICATION DOCUMENT REFERENCE No. 4.8
 INDICATIVE COOLING WATER CONNECTION PLAN

KEY PLAN

DRAWING STATUS:	PRELIMINARY
DRAWN BY:	AO
CHECKED BY:	BC
FILENAME:	2095-053-R1.DWG
OFFICE OF ISSUE:	STOCKPORT
SHEET SIZE:	A1
DRAWING No.:	2095-053
SCALE:	1:1000 & 1:5000
REVISION:	R1

NORTH



ALL INFORMATION ON THIS DRAWING IS INDICATIVE ONLY, AND MAY BE SUBJECT TO FURTHER DESIGN DEVELOPMENT.

DO NOT SCALE

KEY

— THE ORDER LIMITS

- - - INDICATIVE WATER PIPELINES

THE EGGBOROUGH POWER CCGT (GENERATING STATION) ORDER

INFRASTRUCTURE PLANNING

(APPLICATIONS: PRESCRIBED FORMS AND PROCEDURE REGULATIONS 2009 - REGULATION 5(2)(o))

R1	PRELIMINARY	AO	BC	18.05.17
REV.	DETAILS OF REVISION	DRAWN	CHKD	DATE

FICHTNER
CONSULTING ENGINEERS LIMITED

Kingsgate, Wellington Road North,
Stockport, Cheshire, SK4 1LW, UK
Tel: 0161 476 0032
Website: www.fichtner.co.uk

CLIENT: EGGBOROUGH POWER LIMITED

SITE: EGGBOROUGH

PROJECT: EGGBOROUGH DCO FOR CCGT PLANT

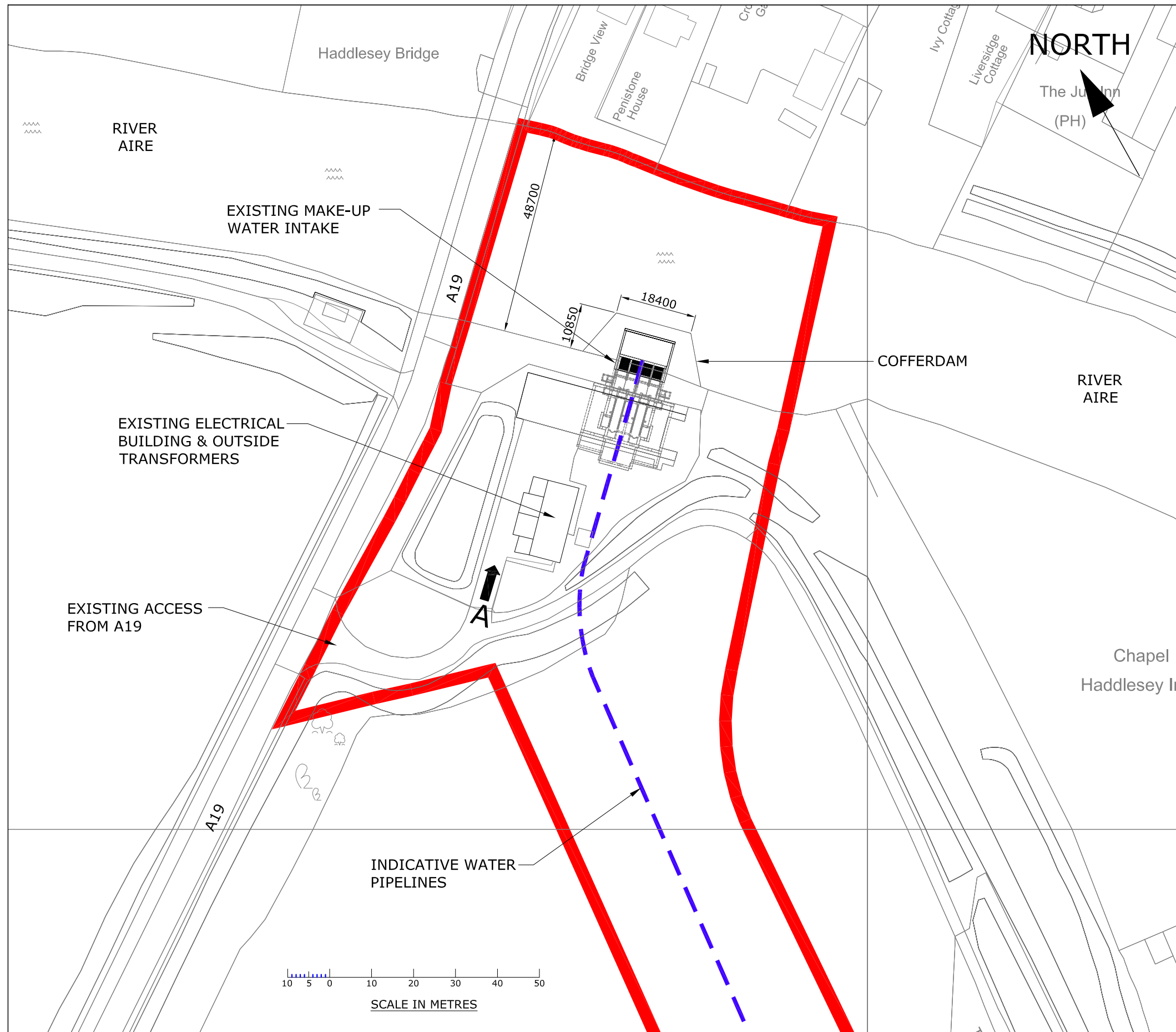
TITLE: APPLICATION DOCUMENT REFERENCE No. 4.8 INDICATIVE COOLING WATER CONNECTION PLAN

SHEET 1 of 3 - OVERVIEW OF WATER PIPELINE ROUTES

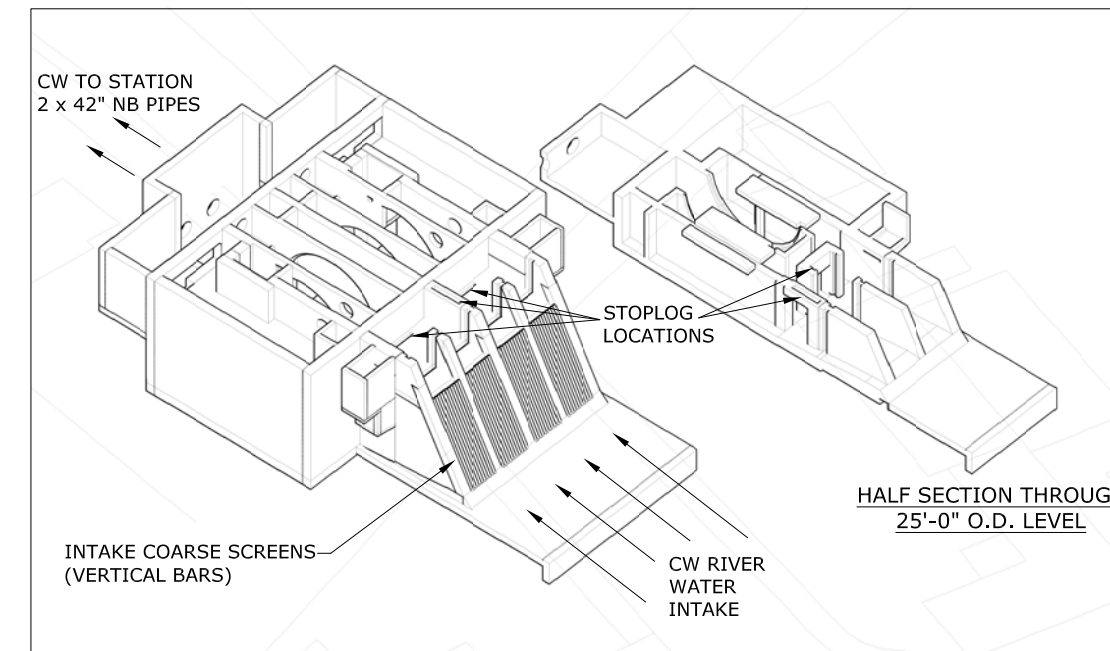
DRAWING STATUS:	PRELIMINARY
DRAWN BY:	AO DATE: 12.05.17
CHECKED BY:	BC DATE: 12.05.17
FILENAME:	2095-053-R1.DWG
OFFICE OF ISSUE:	STOCKPORT
SHEET SIZE:	A1 SCALE: 1:5000
DRAWING No.:	2095-053
REVISION:	R1

20 0 100 200

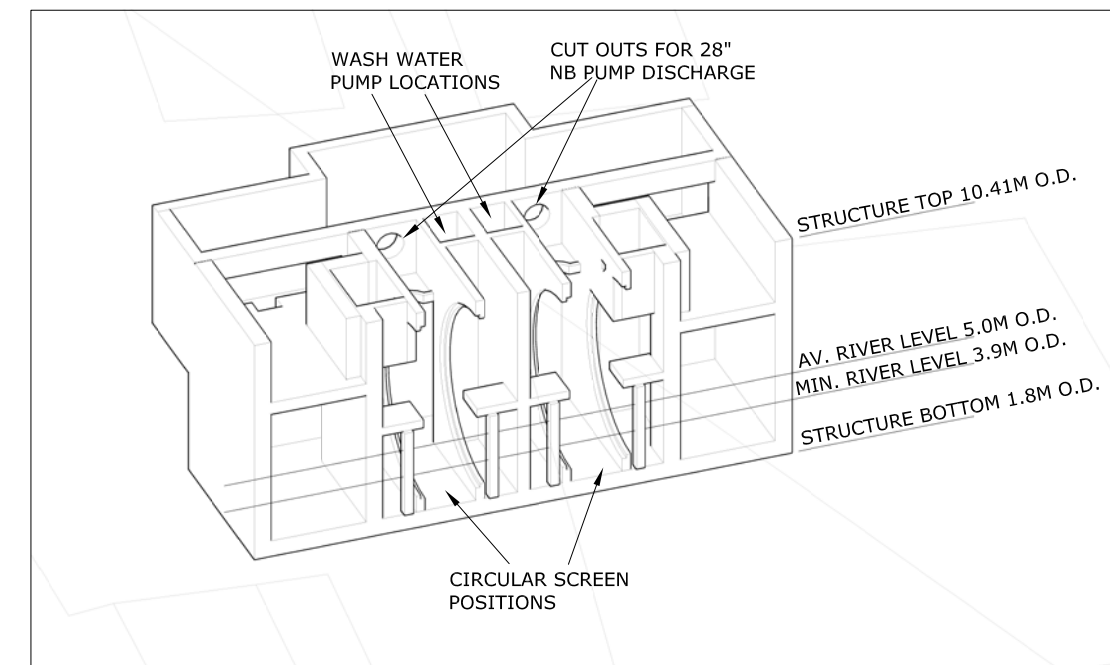
SCALE IN METRES



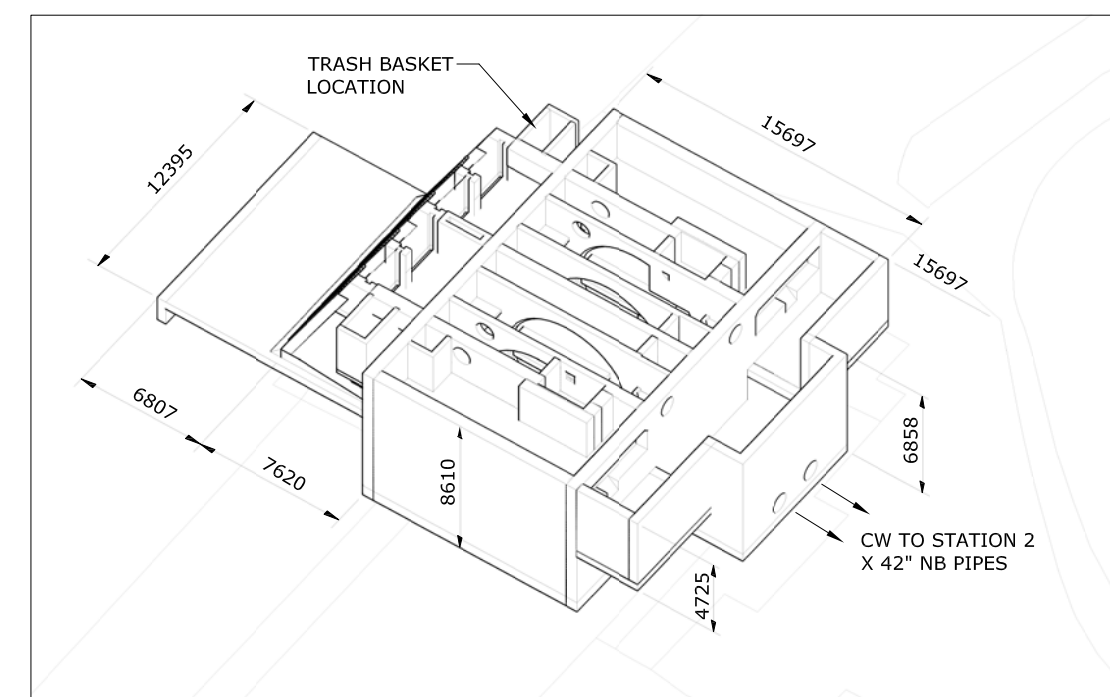
VIEW TAKEN IN DIRECTION OF ARROW A



VIEW OF EXISTING INTAKE STRUCTURE



VIEW OF EXISTING INTAKE STRUCTURE



VIEW OF EXISTING INTAKE STRUCTURE

ALL INFORMATION ON THIS DRAWING IS INDICATIVE ONLY, AND MAY BE SUBJECT TO FURTHER DESIGN DEVELOPMENT.

DO NOT SCALE

NOTES:

- EXISTING INTAKE STRUCTURE WILL BE MODIFIED TO SUIT THE NEW EQUIPMENT INSTALLATION.
- TO ALLOW WORK ON THE INTAKE STRUCTURE A COFFERDAM WILL BE PLACED IN THE RIVER AS SHOWN.
- THE COFFERDAM WILL BE INSTALLED FOR A MAXIMUM OF 3 MONTHS AND THEN REMOVED DURING A PERIOD OF DETAILED DESIGN. THE COFFERDAM WILL BE RE-INSTALLED LATER FOR A FURTHER 3 MONTHS.
- THE EXISTING ELECTRICAL BUILDING & OUTSIDE TRANSFORMERS WILL BE REPLACED WITH A NEW INSTALLATION.

KEY

- THE ORDER LIMITS
- INDICATIVE WATER PIPELINES

THE EGGBOROUGH POWER CCGT (GENERATING STATION) ORDER
 INFRASTRUCTURE PLANNING (APPLICATIONS: PRESCRIBED FORMS AND PROCEDURE) REGULATIONS 2009 - REGULATION 5(2)(o)

R1	PRELIMINARY	AO	BC	18.05.17
REV.	DETAILS OF REVISION	DRAWN	CHKD	DATE



FICHTNER
 CONSULTING ENGINEERS LIMITED

Kingsgate, Wellington Road North,
 Stockport, Cheshire, SK4 1LW, UK
 Tel: 0161 476 0032
 Website: www.fichtner.co.uk

CLIENT: EGGBOROUGH POWER LIMITED

SITE: EGGBOROUGH

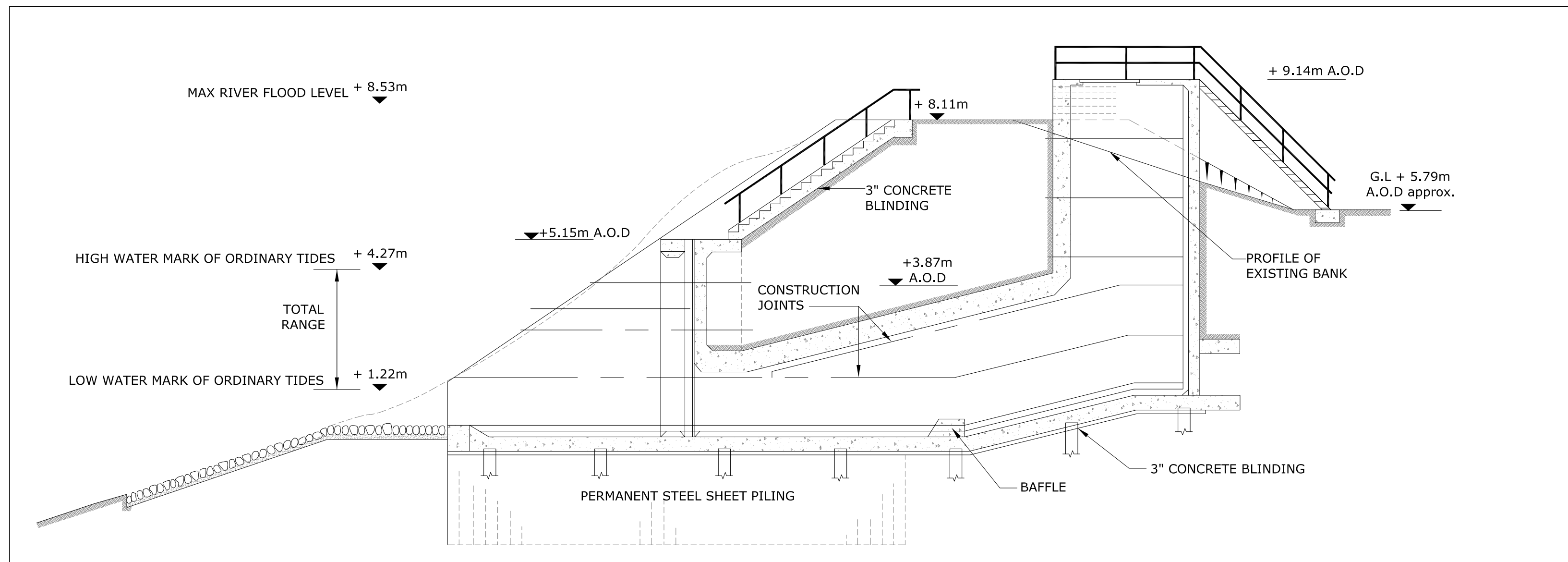
PROJECT: EGGBOROUGH DCO FOR CCGT PLANT

TITLE: APPLICATION DOCUMENT REFERENCE4 No. 4.8
 INDICATIVE COOLING WATER CONNECTION PLAN

SHEET 2 of 3 - INTAKE PLAN & VIEWS

DRAWING STATUS:	PRELIMINARY	
DRAWN BY:	AO	DATE: 12.05.17
CHECKED BY:	BC	DATE: 12.05.17
FILENAME:	2095-053-R1.DWG	
OFFICE OF ISSUE:	STOCKPORT	
SHEET SIZE:	A2	SCALE: 1:1000

DRAWING No.: **2095-053** REVISION: **R1**



SECTION A-A
1:75

ALL INFORMATION ON THIS DRAWING IS INDICATIVE ONLY, AND MAY BE SUBJECT TO FURTHER DESIGN DEVELOPMENT.

DO NOT SCALE

NOTES:

- WORKS ON THE EXISTING OUTFALL STRUCTURE WILL BE TO REINSTATE AS PER THE ORIGINAL DESIGN SHOWN.
- A COFFERDAM MAY BE NEEDED TO ALLOW THE WORKS TO BE CARRIED OUT AND WILL BE IN POSITION FOR A MAXIMUM OF 3 MONTHS.

KEY

- THE ORDER LIMITS
- - - INDICATIVE WATER PIPELINES

THE EGGBOROUGH POWER CCGT (GENERATING STATION) ORDER
INFRASTRUCTURE PLANNING (APPLICATIONS: PRESCRIBED FORMS AND PROCEDURE) REGULATIONS 2009 - REGULATION 5(2)(o)

R1	PRELIMINARY	AO	BC	18.05.17
REV.	DETAILS OF REVISION	DRAWN	CHKD	DATE



FICHTNER
CONSULTING ENGINEERS LIMITED

Kingsgate, Wellington Road North,
Stockport, Cheshire, SK4 1LW, UK
Tel: 0161 476 0032
Website: www.fichtner.co.uk

CLIENT: EGGBOROUGH POWER LIMITED
SITE: EGGBOROUGH
PROJECT: EGGBOROUGH DCO FOR CCGT PLANT
TITLE: APPLICATION DOCUMENT REFERENCE4 No. 4.8 INDICATIVE COOLING WATER CONNECTION PLAN
SHEET 3 of 3 - OUTFALL PLAN & SECTION

DRAWING STATUS:	PRELIMINARY	
DRAWN BY:	AO	DATE: 12.05.17
CHECKED BY:	BC	DATE: 12.05.17
FILENAME:	2095-053-R1.DWG	
OFFICE OF ISSUE:	STOCKPORT	
SHEET SIZE:	A2	SCALE: 1:300

DRAWING No.: **2095-053** REVISION: **R1**